


Job Name:	
Tag#	



Submittal Data Sheet

FDMQ09RVJU / RX09RMVJU

0.75-Ton Ducted Concealed Heat Pump System



Complete warranty details available from your local dealer or at www.daikincomfort.com. To receive the 12-Year Parts Limited Warranty, online registration must be completed within 60 days of installation. Online registration is not required in California or Quebec. *If product is installed in a commercial application, limited warranty period is 5 years.*

Indoor Specifications

Airflow Rate (cfm)	Cooling		Heating	
	H	M	H	M
	343	290	343	290
	L		L	
	240		240	
Sound (dBA)	32		32	
Dimensions (H x W x D) (in)		9-5/8 x 27-9/16 x 31-1/2		
Airflow Inlet (H x W) (in)		5-7/8 x 23-1/16		
Weight (Lbs)		64		

Outdoor Specifications

Compressor		Hermetically Sealed Swing Type	
Refrigerant		R-410A	
Factory Charge (Lbs)		2.09	
Refrigerant Oil		PVE (FVC50K)	
Airflow Rate (cfm)	Cooling	Heating	
	985	1,105	
Sound Pressure Level (dBA)		46 / 50	
Dimensions (H x W x D) (in)		21-5/8 x 26-9/16 x 11-3/16	
Weight (Lbs)		60	

Efficiency

Cooling		Heating	
SEER	17.8	HSPF	10.3
EER	11.1	COP	4.1

Performance

Cooling (Btu/hr)	
Rated (Min/Max)	9,000
Sensible @ AHRI	7,610
Standard Operating Range	50°F – 115°F
Extended Operating Range*	-4°F – 115°F

Rated Cooling Conditions: Indoor: 80°F DB/67°F WB
Outdoor: 95°F DB/75°F WB

*With field settings and wind baffle

Heating (Btu/hr)	
1: @ 47° Rated (Min/Max)	10,900
2: @ 17° Rated	6,800
3: @ 5° Max	4,870
Operating Range	5°F – 65°F

1: Rated Heating Conditions: Indoor: 70°F DB/60°F WB
Outdoor: 47°F DB/43°F WB
2: Rated Heating Conditions: Indoor: 70°F DB/60°F WB
Outdoor: 17°F DB/15°F WB
3: Heating Conditions: Indoor: 70°F DB/60°F WB
Outdoor: 5°F DB/5°F WB

Electrical

	208/60/1	230/60/1
System MCA	9	9
System MFA	15	15
Compressor RLA	7.5	7.5
Outdoor fan motor FLA	.13	.13
Outdoor fan motor W	39	39
Indoor fan motor FLA	.63	.63
Indoor fan motor W	130	130

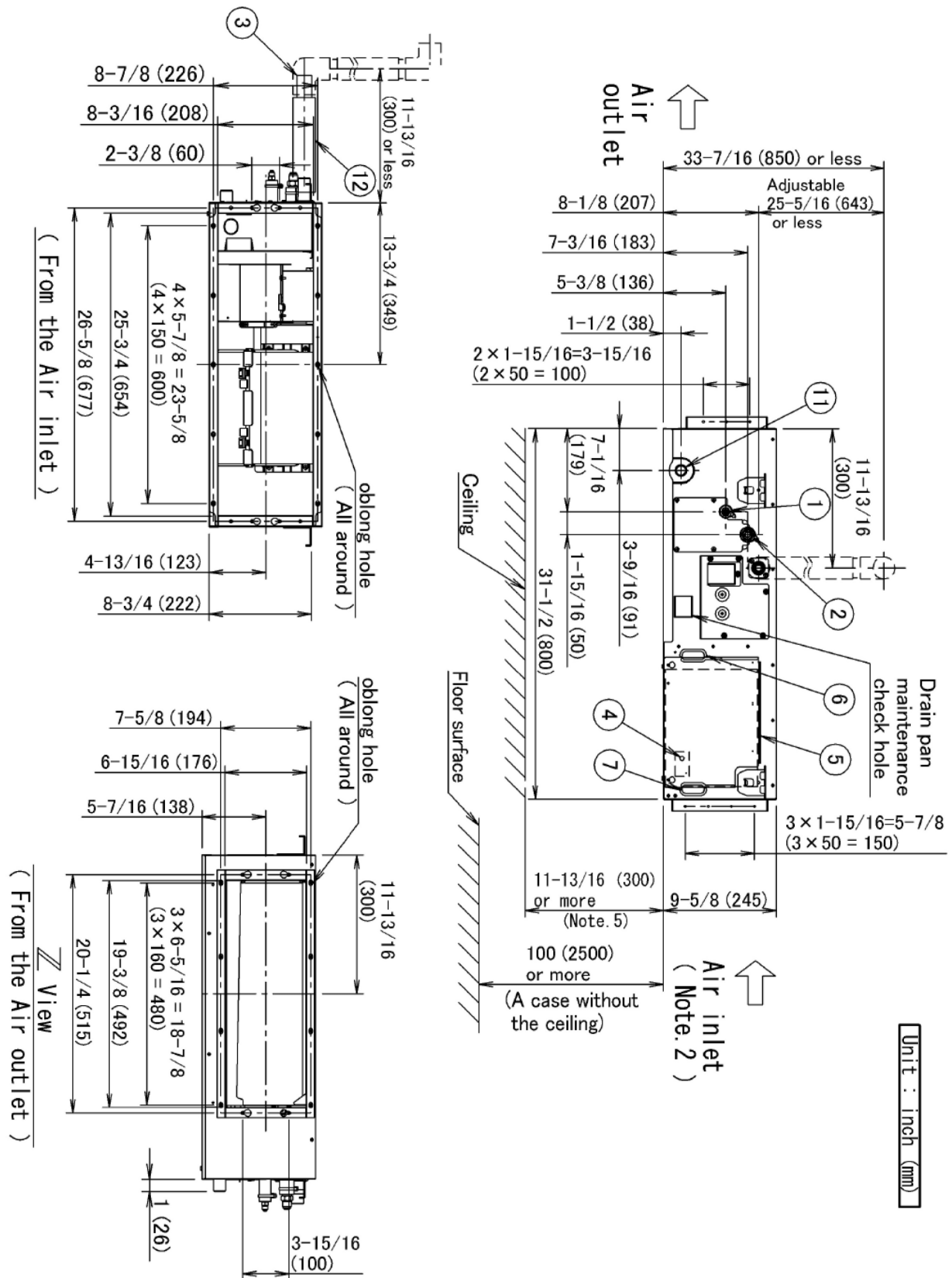
MFA: Max. fuse amps **MCA:** Min. circuit amps (A) **FLA:** Full load amps (A)
RLA: Rated load amps (A) **W:** Fan motor rated output (W)

Piping

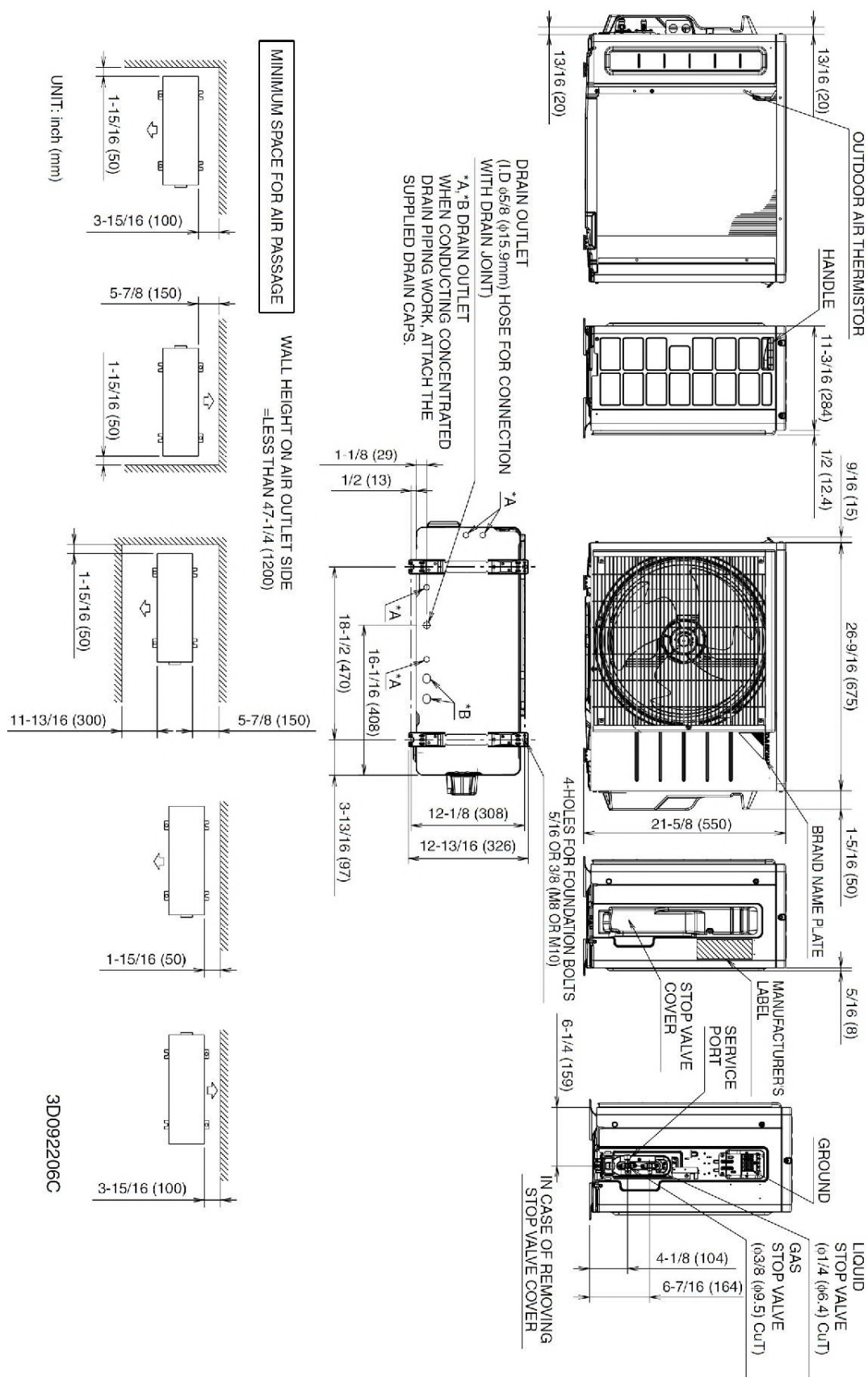
Liquid (in)	1/4
Gas (in)	3/8
Drain (in)	1
Max. Interunit Piping Length (ft)	65.6
Max. Interunit Height Difference (ft)	49.2
Chargeless (ft)	32.8
Additional Charge of Refrigerant (oz/ft)	.21

Daikin North America LLC 5151 San Felipe, Suite 500 Houston, TX 77056

(Daikin's products are subject to continuous improvements. Daikin reserves the right to modify product design, specifications and information in this data sheet without notice and without incurring any obligations)



RX09RMVJU Dimensional Data



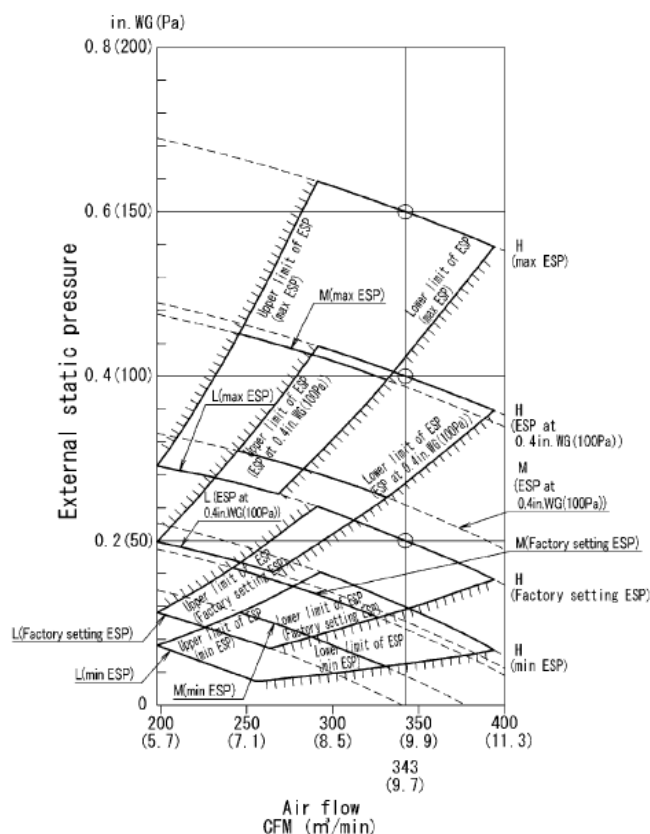
Daikin North America LLC 5151 San Felipe, Suite 500 Houston, TX 77056

(Daikin's products are subject to continuous improvements. Daikin reserves the right to modify product design, specifications and information in this data sheet without notice and without incurring any obligations)

Indoor Unit – One Controller required		
Included	Part Number	Description
	BRC1E73	Wired Remote Controller
	KRCS01-4B	Remote Sensor
	DACA-CP2-1	Maxi Orange Condensate Pump (up to 49 ft head)
	DACA-CP3-1	Mini Condensate Pump (up to 33 ft head)
	KRP1C74	Wiring Adapter

Outdoor Unit		
Included	Part Number	Description
	DACA-WB-1	Powder-Coated Wall-Mounted Bracket
	KEH067A41E	Drain Pan Heater
	KKP937A4	Drain Plug for OD Unit
	KPW937E4	Low Ambient Wind Baffle / Air Adjustment Grille (09/12 MBH)
	KKG067A41	Back protection wire net (09/12 MBH)

External Static Pressure / Airflow Chart



Daikin North America LLC 5151 San Felipe, Suite 500 Houston, TX 77056

(Daikin's products are subject to continuous improvements. Daikin reserves the right to modify product design, specifications and information in this data sheet without notice and without incurring any obligations)



Job Name:	
Tag#	



Submittal Data Sheet

FDMQ12RVJU / RX12RMVJU

1.0-Ton Ducted Concealed Heat Pump System



Complete warranty details available from your local dealer or at www.daikincomfort.com. To receive the 12-Year Parts Limited Warranty, online registration must be completed within 60 days of installation. Online registration is not required in California or Quebec. If product is installed in a commercial application, limited warranty period is 5 years.

Indoor Specifications

Airflow Rate (cfm)	Cooling		Heating	
	H	M	H	M
	392	332	392	332
	L		L	
	275		275	
Sound (dBA)	33		33	
Dimensions (H x W x D) (in)		9-5/8 x 27-9/16 x 31-1/2		
Airflow Inlet (H x W) (in)		8-3/16 x 25-3/4		
Weight (Lbs)		64		

Outdoor Specifications

Compressor	Hermetically Sealed Swing Type		
Refrigerant	R-410A		
Factory Charge (Lbs)	2.09		
Refrigerant Oil	PVE (FVC50K)		
Airflow Rate (cfm)	Cooling		Heating
	1,105		1,105
Sound Pressure Level (dBA)	49 / 51		
Dimensions (H x W x D) (in)	21-5/8 x 26-9/16 x 11-3/16		
Weight (Lbs)	60		

Efficiency

Cooling		Heating	
SEER	19.4	HSPF	10.6
EER	11.6	COP	3.7

Performance

Cooling (Btu/hr)	
Rated (Min/Max)	10,800 (4,000 / 12,800)
Sensible @ AHRI	8,640
Standard Operating Range	50°F – 115°F
Extended Operating Range*	-4°F – 115°F

Rated Cooling Conditions: Indoor: 80°F DB/67°F WB
Outdoor: 95°F DB/75°F WB

*With field settings and wind baffle

Heating (Btu/hr)	
1: @ 47° Rated (Min/Max)	13,600 (3,900 / 16,100)
2: @ 17° Rated	8,500
3: @ 5°	6,080
Operating Range	5°F – 65°F

1: Rated Heating Conditions: Indoor: 70°F DB/60°F WB
Outdoor: 47°F DB/43°F WB
2: Rated Heating Conditions: Indoor: 70°F DB/60°F WB
Outdoor: 17°F DB/15°F WB
3: Heating Conditions: Indoor: 70°F DB/60°F WB
Outdoor: 5°F DB/5°F WB

Electrical

	208/60/1	230/60/1
System MCA	9.1	9.1
System MFA	15	15
Compressor RLA	7.5	7.5
Outdoor fan motor FLA	.13	.13
Outdoor fan motor W	39	39
Indoor fan motor FLA	.73	.73
Indoor fan motor W	130	130

MFA: Max. fuse amps MCA: Min. circuit amps (A) FLA: Full load amps (A)
RLA: Rated load amps (A) W: Fan motor rated output (W)

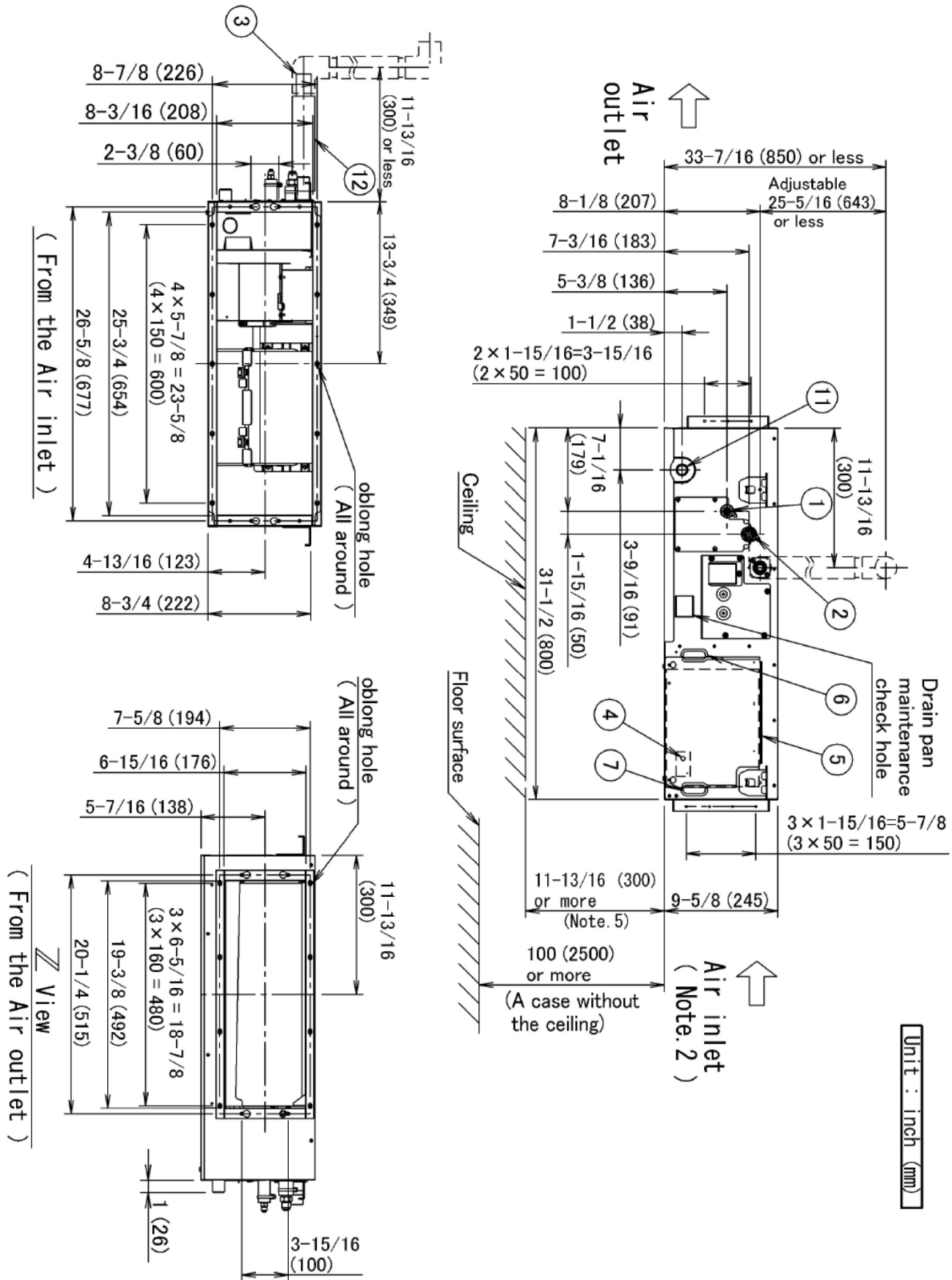
Piping

Liquid (in)	1/4
Gas (in)	3/8
Drain (in)	1
Max. Interunit Piping Length (ft)	65.6
Max. Interunit Height Difference (ft)	49.2
Chargeless (ft)	32.8
Additional Charge of Refrigerant (oz/ft)	.21

Daikin North America LLC 5151 San Felipe, Suite 500 Houston, TX 77056

(Daikin's products are subject to continuous improvements. Daikin reserves the right to modify product design, specifications and information in this data sheet without notice and without incurring any obligations)

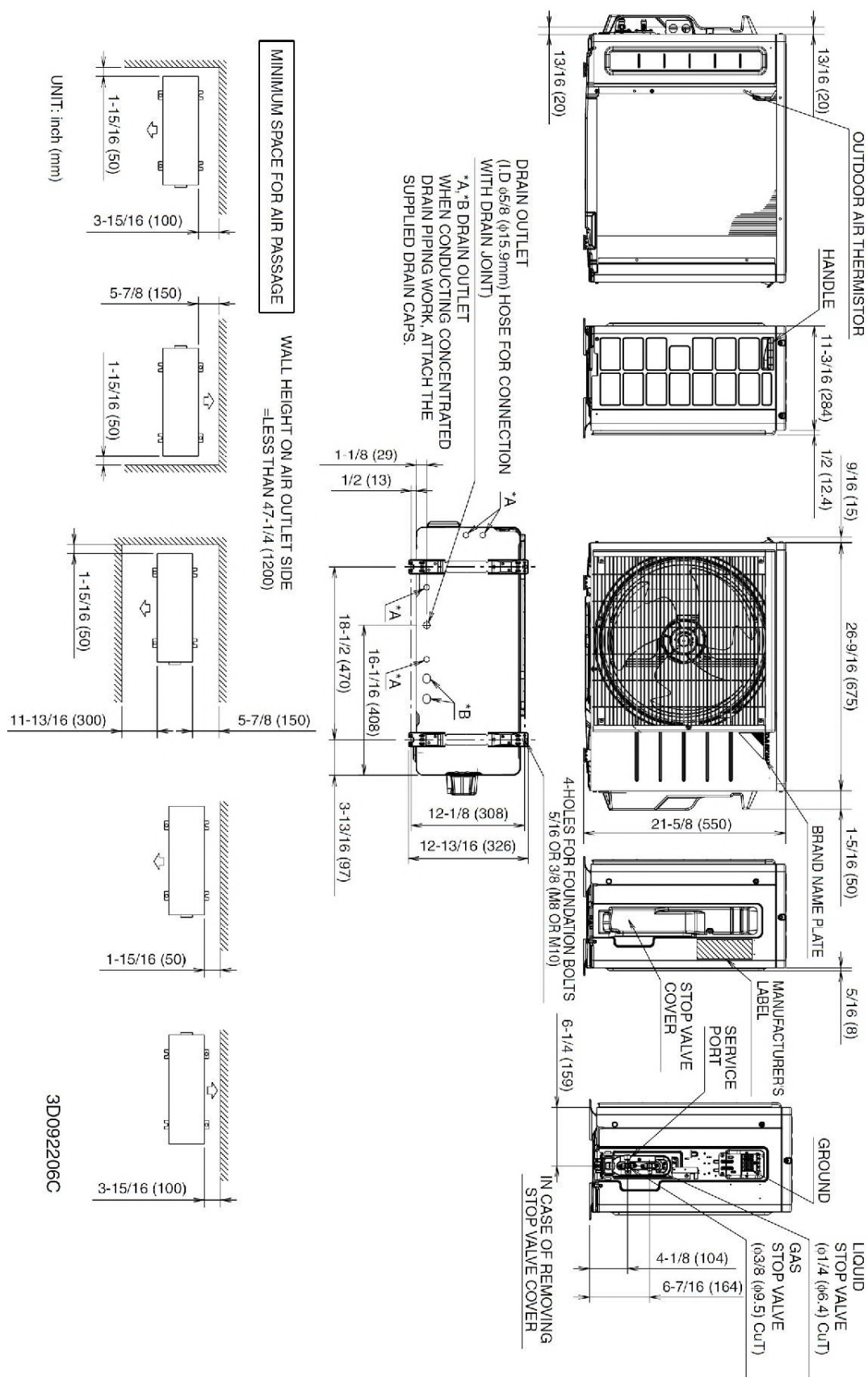
FDMQ12RVJU Dimensional Data



Daikin North America LLC 5151 San Felipe, Suite 500 Houston, TX 77056

(Daikin's products are subject to continuous improvements. Daikin reserves the right to modify product design, specifications and information in this data sheet without notice and without incurring any obligations)

RX12RMVJU Dimensional Data



Daikin North America LLC 5151 San Felipe, Suite 500 Houston, TX 77056

(Daikin's products are subject to continuous improvements. Daikin reserves the right to modify product design, specifications and information in this data sheet without notice and without incurring any obligations)

Submittal Revision Date: December 2018

Page 3 of 4

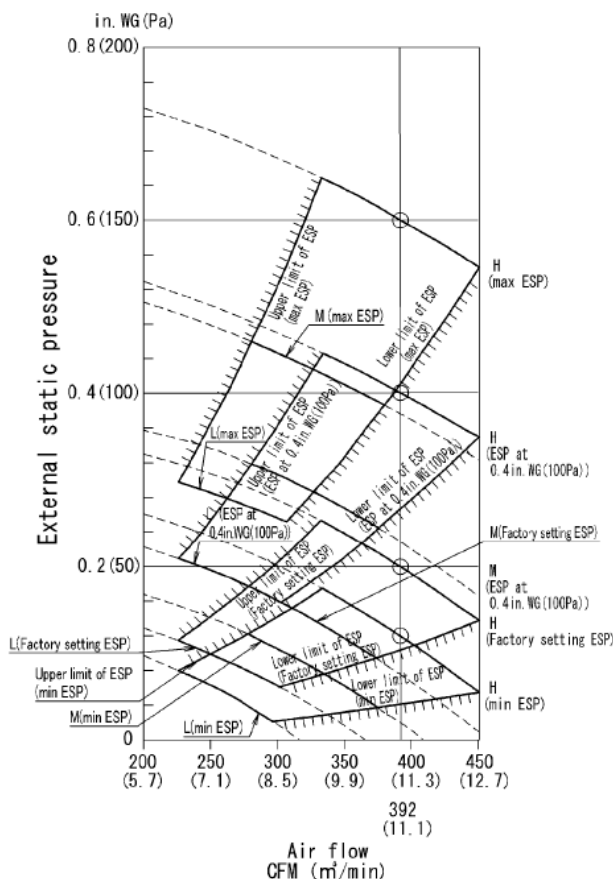
Indoor Unit – One Controller required

Included	Part Number	Description
	BRC1E73	Wired Remote Controller
	BRC082A43	Wireless Remote Controller
	KRCS01-4B	Remote Sensor
	DACA-CP2-1	Maxi Orange Condensate Pump (up to 49 ft head)
	DACA-CP3-1	Mini Condensate Pump (up to 33 ft head)
	KRP1C74	Wiring Adapter
	KRP4A98	Mounting Plate

Outdoor Unit

Included	Part Number	Description
	DACA-WB-1	Powder-Coated Wall-Mounted Bracket
	KEH067A41E	Drain Pan Heater
	KKP937A4	Drain Plug for OD Unit
	KPW937E4	Low Ambient Wind Baffle / Air Adjustment Grille (09/12 MBH)
	KKG067A41	Back protection wire net

External Static Pressure / Airflow Chart



Daikin North America LLC 5151 San Felipe, Suite 500 Houston, TX 77056

(Daikin's products are subject to continuous improvements. Daikin reserves the right to modify product design, specifications and information in this data sheet without notice and without incurring any obligations)



Job Name:	
Tag#	



Submittal Data Sheet

FDMQ15RVJU / RX15RMVJU

1.25-Ton Ducted Concealed Heat Pump System



Complete warranty details available from your local dealer or at www.daikincomfort.com. To receive the 12-Year Parts Limited Warranty, online registration must be completed within 60 days of installation. Online registration is not required in California or Quebec. *If product is installed in a commercial application, limited warranty period is 5 years.*

Indoor Specifications

Airflow Rate (cfm)	Cooling		Heating	
	H	M	H	M
	516	438	516	438
	L		L	
	360		360	
Sound (dBA)	34		34	
Dimensions (H x W x D) (in)		9-5/8 x 39-3/8 x 31-1/2		
Airflow Inlet (H x W) (in)		8-3/16 x 37-1/2		
Weight (Lbs)		77		

Outdoor Specifications

Compressor		Hermetically Sealed Swing Type	
Refrigerant		R-410A	
Factory Charge (Lbs)		2.49	
Refrigerant Oil		PVE (FVC50K)	
Airflow Rate (cfm)	Cooling		Heating
	2,313		2,108
Sound Pressure Level (dBA)		50 / 51	
Dimensions (H x W x D) (in)		28-15/16 x 34-1/4 x 12-5/8	
Weight (Lbs)		97	

Efficiency

Cooling		Heating	
SEER	20.2	HSPF	10.3
EER	12.7	COP	3.8

Performance

Cooling (Btu/hr)	
Rated (Min/Max)	14,400 (5,100 / 17,400)
Sensible @ AHRI	11,690
Standard Operating Range	50°F – 115°F
Extended Operating Range*	-4°F – 115°F

Rated Cooling Conditions: Indoor: 80°F DB/67°F WB
Outdoor: 95°F DB/75°F WB

*With field settings and wind baffle

Heating (Btu/hr)	
1: @ 47° Rated (Min/Max)	18,000 (5,600 / 18,500)
2: @ 17° Rated	11,500
3: @ 5°	8,040
Operating Range	5°F – 65°F

1: Rated Heating Conditions: Indoor: 70°F DB/60°F WB
Outdoor: 47°F DB/43°F WB
2: Rated Heating Conditions: Indoor: 70°F DB/60°F WB
Outdoor: 17°F DB/15°F WB
3: Heating Conditions: Indoor: 70°F DB/60°F WB
Outdoor: 5°F DB/5°F WB

Electrical

	208/60/1	230/60/1
System MCA	9.7	9.7
System MFA	15	15
Compressor RLA	8.0	8.0
Outdoor fan motor FLA	.31	.31
Outdoor fan motor W	91	91
Indoor fan motor FLA	.87	.87
Indoor fan motor W	230	230

MFA: Max. fuse amps MCA: Min. circuit amps (A) FLA: Full load amps (A)
RLA: Rated load amps (A) W: Fan motor rated output (W)

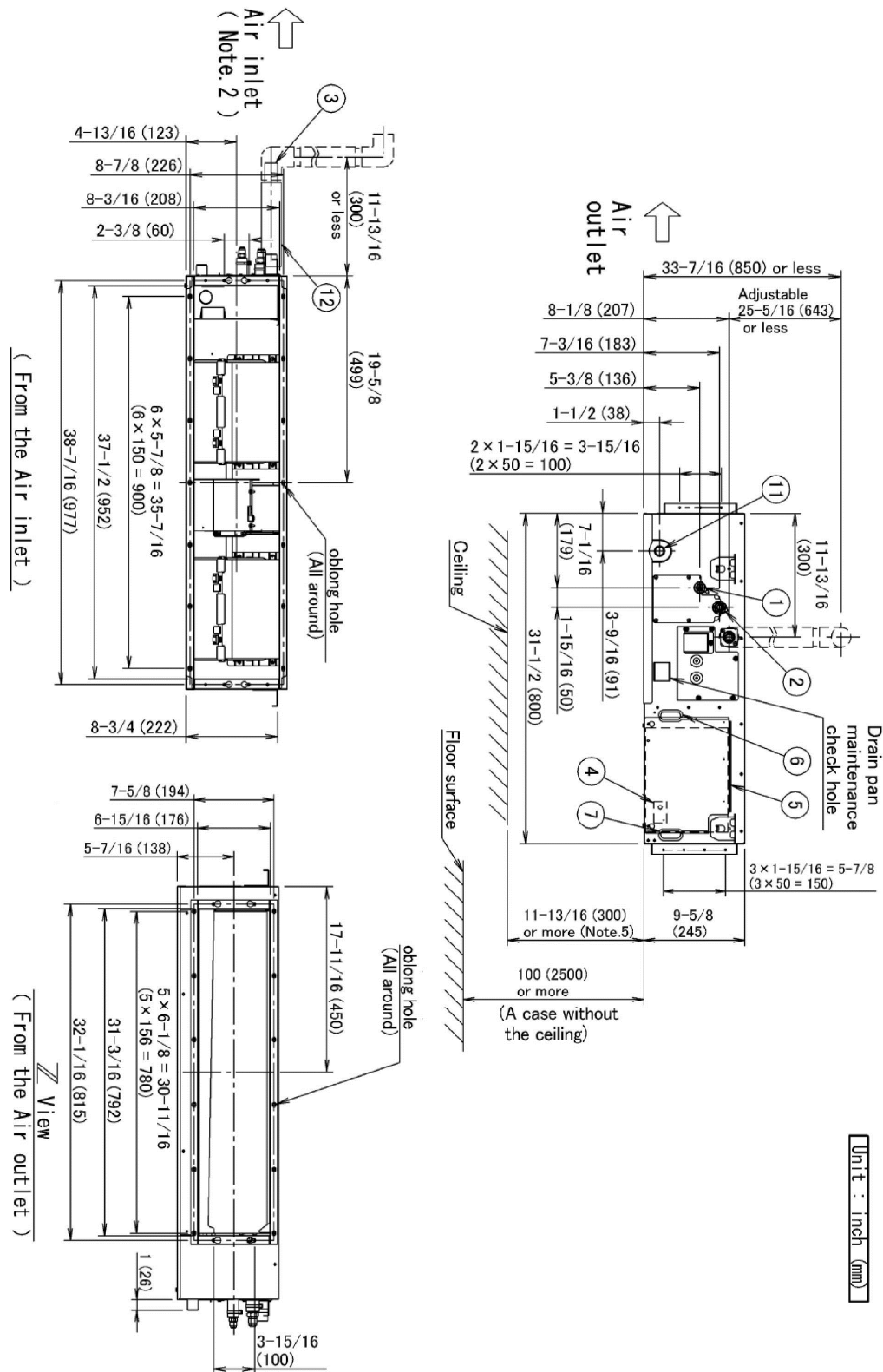
Piping

Liquid (in)	1/4
Gas (in)	1/2
Drain (in)	1
Max. Interunit Piping Length (ft)	98.5
Max. Interunit Height Difference (ft)	65.6
Chargeless (ft)	32.8
Additional Charge of Refrigerant (oz/ft)	.21

Daikin North America LLC 5151 San Felipe, Suite 500 Houston, TX 77056

(Daikin's products are subject to continuous improvements. Daikin reserves the right to modify product design, specifications and information in this data sheet without notice and without incurring any obligations)

FDMQ15RVJU Dimensional Data



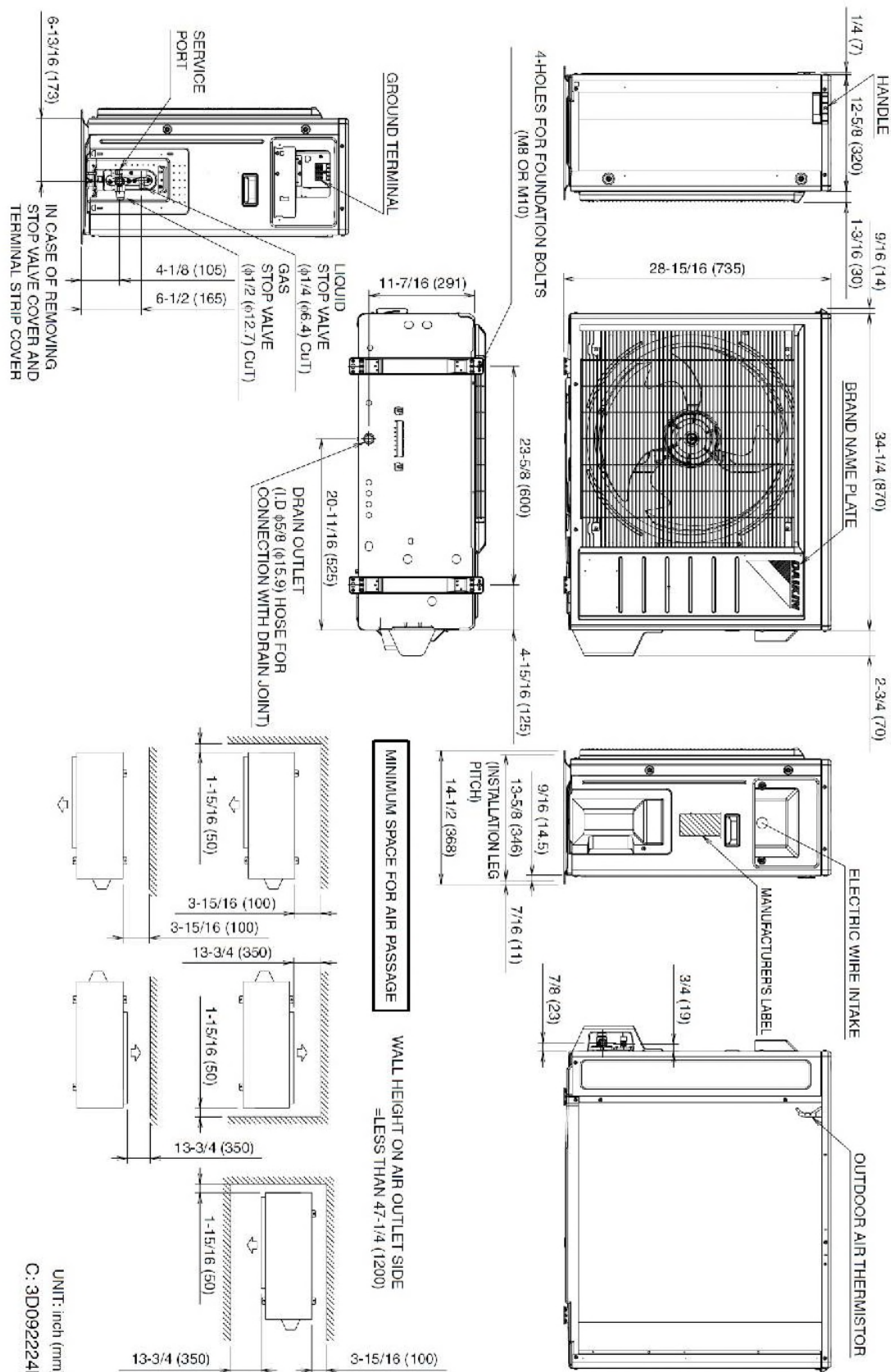
Daikin North America LLC 5151 San Felipe, Suite 500 Houston, TX 77056

(Daikin's products are subject to continuous improvements. Daikin reserves the right to modify product design, specifications and information in this data sheet without notice and without incurring any obligations)

Submittal Revision Date: December 2018

Page 2 of 4

RX15RMVJU Dimensional Data



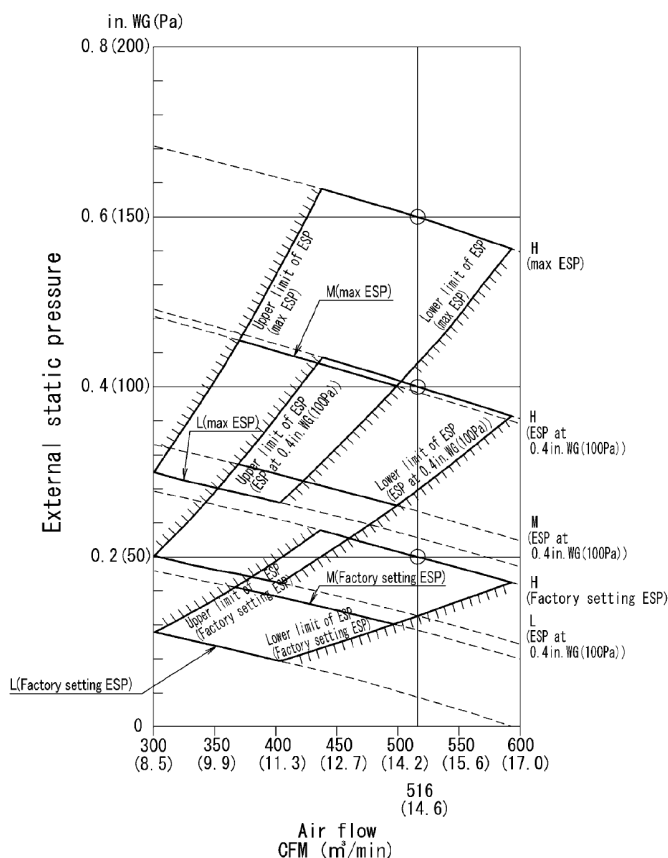
Daikin North America LLC 5151 San Felipe, Suite 500 Houston, TX 77056

(Daikin's products are subject to continuous improvements. Daikin reserves the right to modify product design, specifications and information in this data sheet without notice and without incurring any obligations)

Indoor Unit – One Controller required		
Included	Part Number	Description
	BRC1E73	Wired Remote Controller
	BRC082A43	Wireless Remote Controller
	KRCS01-4B	Remote Sensor
	DACA-CP2-1	Maxi Orange Condensate Pump (up to 49 ft head)
	DACA-CP3-1	Mini Condensate Pump (up to 33 ft head)
	KRP1C74	Wiring Adapter
	KRP4A98	Mounting Plate

Outdoor Unit		
Included	Part Number	Description
	DACA-WB-1	Powder-Coated Wall-Mounted Bracket
	KEH063A4E	Drain Pan Heater
	KKP937A4	Drain Plug for OD Unit
	KPW063A4	Low Ambient Wind Baffle / Air Adjustment Grille (15/18 /24MBH)
	KKG063A42	Back Protection wire net (15/18/24 MBH)

External Static Pressure / Airflow Chart



Daikin North America LLC 5151 San Felipe, Suite 500 Houston, TX 77056

(Daikin's products are subject to continuous improvements. Daikin reserves the right to modify product design, specifications and information in this data sheet without notice and without incurring any obligations)



Job Name:	
Tag#	



Submittal Data Sheet

FDMQ18RVJU / RX18RMVJU

1.5-Ton Ducted Concealed Heat Pump System



Complete warranty details available from your local dealer or at www.daikincomfort.com. To receive the 12-Year Parts Limited Warranty, online registration must be completed within 60 days of installation. Online registration is not required in California or Quebec. *If product is installed in a commercial application, limited warranty period is 5 years.*

Indoor Specifications

Airflow Rate (cfm)	Cooling		Heating	
	H	M	H	M
	675	572	675	572
	L		L	
	473		473	
Sound (dBA)	35		35	
Dimensions (H x W x D) (in)		9-5/8 x 39-3/8 x 31-1/2		
Airflow Inlet (H x W) (in)		8-3/16 x 37-1/2		
Weight (Lbs)		82		

Outdoor Specifications

Compressor		Hermetically Sealed Swing Type	
Refrigerant		R-410A	
Factory Charge (Lbs)		2.49	
Refrigerant Oil		PVE (FVC50K)	
Airflow Rate (cfm)	Cooling		Heating
	2,461		2,553
Sound Pressure Level (dBA)		54 / 55	
Dimensions (H x W x D) (in)		28-15/16 x 34-1/4 x 12-5/8	
Weight (Lbs)		97	

Efficiency

Cooling		Heating	
SEER	18.5	HSPF	10.3
EER	12.5	COP	3.8

Performance

Cooling (Btu/hr)	
Rated (Min/Max)	17,600 (5,100 / 19,600)
Sensible @ AHRI	14,930
Standard Operating Range	50°F – 115°F
Extended Operating Range*	-4°F – 115°F

Rated Cooling Conditions: Indoor: 80°F DB/67°F WB
Outdoor: 95°F DB/75°F WB

*With field settings and wind baffle

Heating (Btu/hr)	
1: @ 47° Rated (Min/Max)	21,600 (5,700 / 23,000)
2: @ 17° Rated	13,600
3: @ 5°	9,650
Operating Range	5°F – 65°F

1: Rated Heating Conditions: Indoor: 70°F DB/60°F WB
Outdoor: 47°F DB/43°F WB
2: Rated Heating Conditions: Indoor: 70°F DB/60°F WB
Outdoor: 17°F DB/15°F WB
3: Heating Conditions: Indoor: 70°F DB/60°F WB
Outdoor: 5°F DB/5°F WB

Electrical

	208/60/1	230/60/1
System MCA	12.8	12.8
System MFA	15	15
Compressor RLA	10.75	10.75
Outdoor fan motor FLA	.38	.38
Outdoor fan motor W	110	110
Indoor fan motor FLA	1.22	1.22
Indoor fan motor W	230	230

MFA: Max. fuse amps **MCA:** Min. circuit amps (A) **FLA:** Full load amps (A)
RLA: Rated load amps (A) **W:** Fan motor rated output (W)

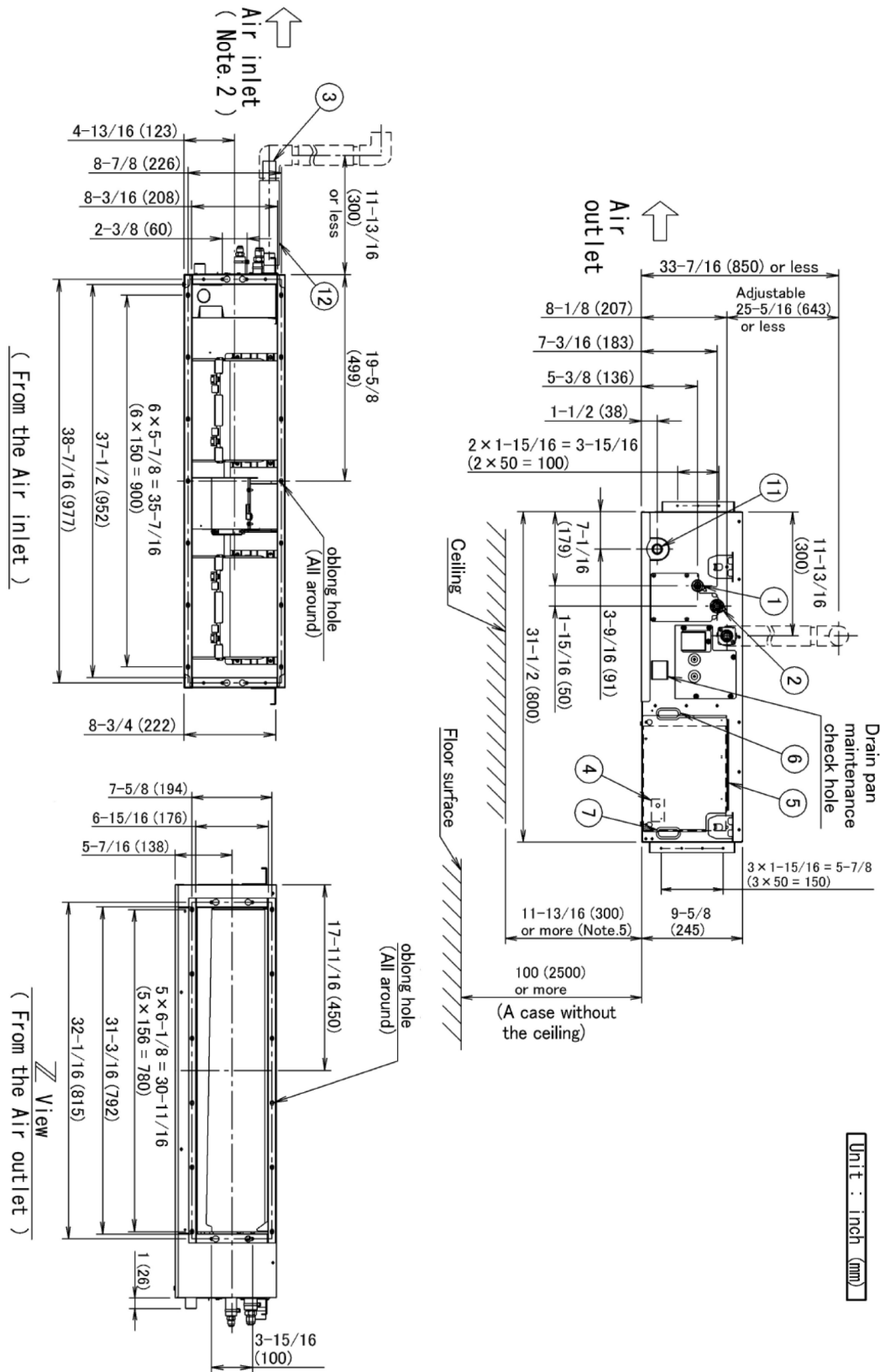
Piping

Liquid (in)	1/4
Gas (in)	1/2
Drain (in)	1
Max. Interunit Piping Length (ft)	98.5
Max. Interunit Height Difference (ft)	65.6
Chargeless (ft)	32.8
Additional Charge of Refrigerant (oz/ft)	.21

Daikin North America LLC 5151 San Felipe, Suite 500 Houston, TX 77056

(Daikin's products are subject to continuous improvements. Daikin reserves the right to modify product design, specifications and information in this data sheet without notice and without incurring any obligations)

FDMQ18RVJU Dimensional Data



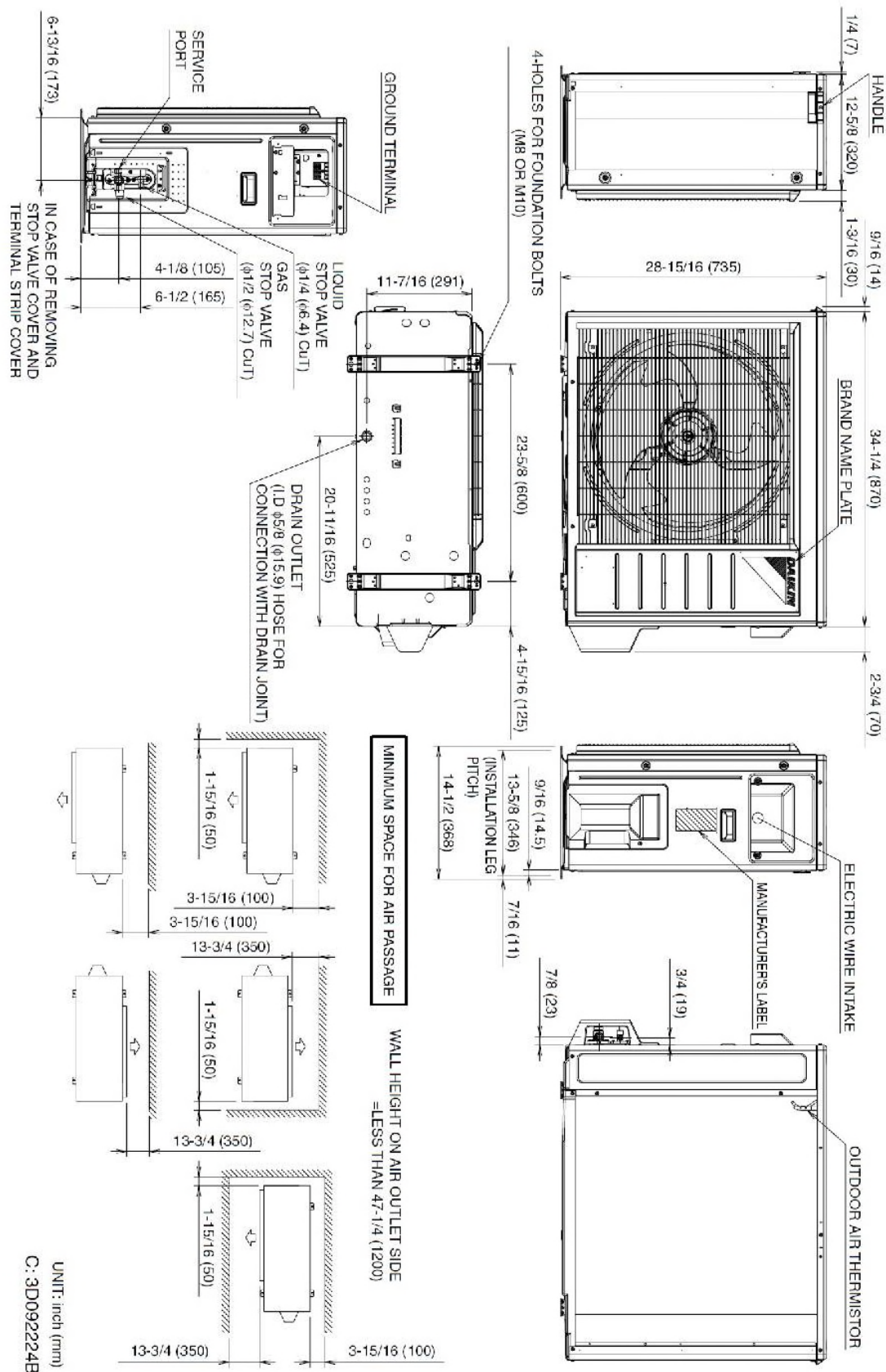
Daikin North America LLC 5151 San Felipe, Suite 500 Houston, TX 77056

(Daikin's products are subject to continuous improvements. Daikin reserves the right to modify product design, specifications and information in this data sheet without notice and without incurring any obligations)

Submittal Revision Date: December 2018

Page 2 of 4

RX18RMVJU Dimensional Data



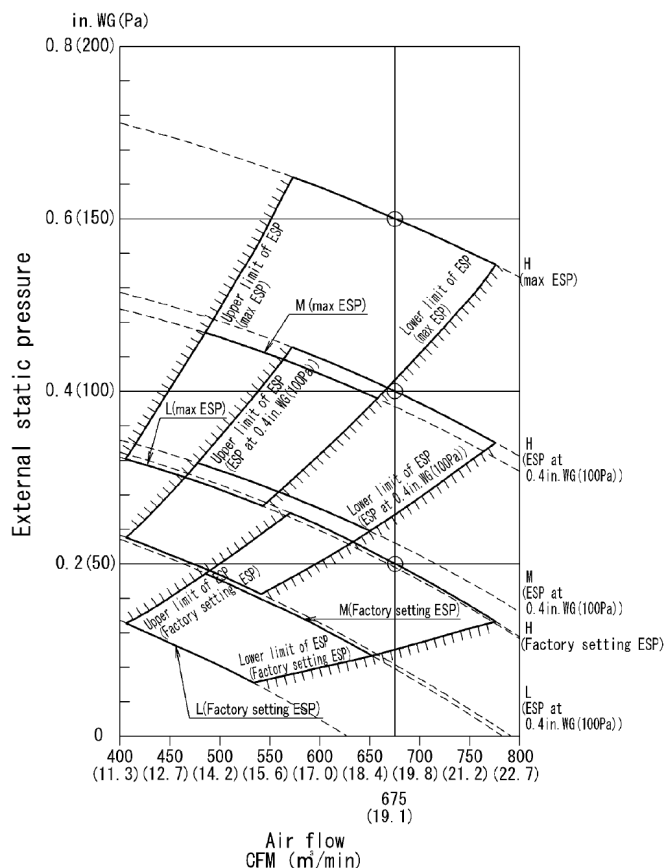
Daikin North America LLC 5151 San Felipe, Suite 500 Houston, TX 77056

(Daikin's products are subject to continuous improvements. Daikin reserves the right to modify product design, specifications and information in this data sheet without notice and without incurring any obligations)

Indoor Unit – One Controller required		
Included	Part Number	Description
	BRC1E73	Wired Remote Controller
	BRC082A43	Wireless Remote Controller
	KRCS01-4B	Remote Sensor
	DACA-CP2-1	Maxi Orange Condensate Pump (up to 49 ft head)
	DACA-CP3-1	Mini Condensate Pump (up to 33 ft head)
	KRP1C74	Wiring Adapter
	KRP4A98	Mounting Plate

Outdoor Unit		
Included	Part Number	Description
	DACA-WB-1	Powder-Coated Wall-Mounted Bracket
	KEH063A4E	Drain Pan Heater
	KKP937A4	Drain Plug for OD Unit
	KPW063A4	Low Ambient Wind Baffle / Air Adjustment Grille (15/18 /24MBH)
	KKG063A42	Back Protection Wire Net (15/18/24MBH)

External Static Pressure / Airflow Chart



Daikin North America LLC 5151 San Felipe, Suite 500 Houston, TX 77056

(Daikin's products are subject to continuous improvements. Daikin reserves the right to modify product design, specifications and information in this data sheet without notice and without incurring any obligations)



Job Name:	
Tag#	



Submittal Data Sheet

FDMQ24RVJU / RX24RMVJU

2.0-Ton Ducted Concealed Heat Pump System



Complete warranty details available from your local dealer or at www.daikincomfort.com. To receive the 12-Year Parts Limited Warranty, online registration must be completed within 60 days of installation. Online registration is not required in California or Quebec. *If product is installed in a commercial application, limited warranty period is 5 years.*

Indoor Specifications

Airflow Rate (cfm)	Cooling		Heating	
	H	M	H	M
	798	678	798	678
	L		L	
	558		558	
Sound (dBA)	40		40	
Dimensions (H x W x D) (in)		9-5/8 x 39-3/8 x 31-1/2		
Air Inlet (H x W) (in)		8-3/16 x 37-1/2		
Weight (Lbs)		82		

Outdoor Specifications

Compressor		Hermetically Sealed Swing Type	
Refrigerant		R-410A	
Factory Charge (Lbs)		3.20	
Refrigerant Oil		PVE (FVC50K)	
Airflow Rate (cfm)	Cooling		Heating
	2,642		2,642
Sound Pressure Level (dBA)		56 / 58	
Dimensions (H x W x D) (in)		28-15/16 x 34-1/4 x 12-5/8	
Weight (Lbs)		108	

Efficiency

Cooling		Heating	
SEER	18.6	HSPF	10.0
EER	12.5	COP	3.8

Performance

Cooling (Btu/hr)	
Rated (Min/Max)	21,800 (5,500 / 24,000)
Sensible @ AHRI	16,980
Standard Operating Range	50°F – 115°F
Extended Operating Range*	-4°F – 115°F

Rated Cooling Conditions: Indoor: 80°F DB/67°F WB
Outdoor: 95°F DB/75°F WB

*With field settings and wind baffle

Heating (Btu/hr)	
1: @ 47° Rated (Min/Max)	24,000 (6,400 / 27,600)
2: @ 17° Rated	15,000
3: @ 5°	10,730
Operating Range	5°F – 65°F

1: Rated Heating Conditions: Indoor: 70°F DB/60°F WB
Outdoor: 47°F DB/43°F WB
2: Rated Heating Conditions: Indoor: 70°F DB/60°F WB
Outdoor: 17°F DB/15°F WB
3: Heating Conditions: Indoor: 70°F DB/60°F WB
Outdoor: 5°F DB/5°F WB

Electrical

	208/60/1	230/60/1
System MCA	16.9	16.9
System MFA	20	20
Compressor RLA	14.5	14.5
Outdoor fan motor FLA	.43	.43
Outdoor fan motor W	125	125
Indoor fan motor FLA	1.54	1.54
Indoor fan motor W	230	230

MFA: Max. fuse amps MCA: Min. circuit amps (A) FLA: Full load amps (A)
RLA: Rated load amps (A) W: Fan motor rated output (W)

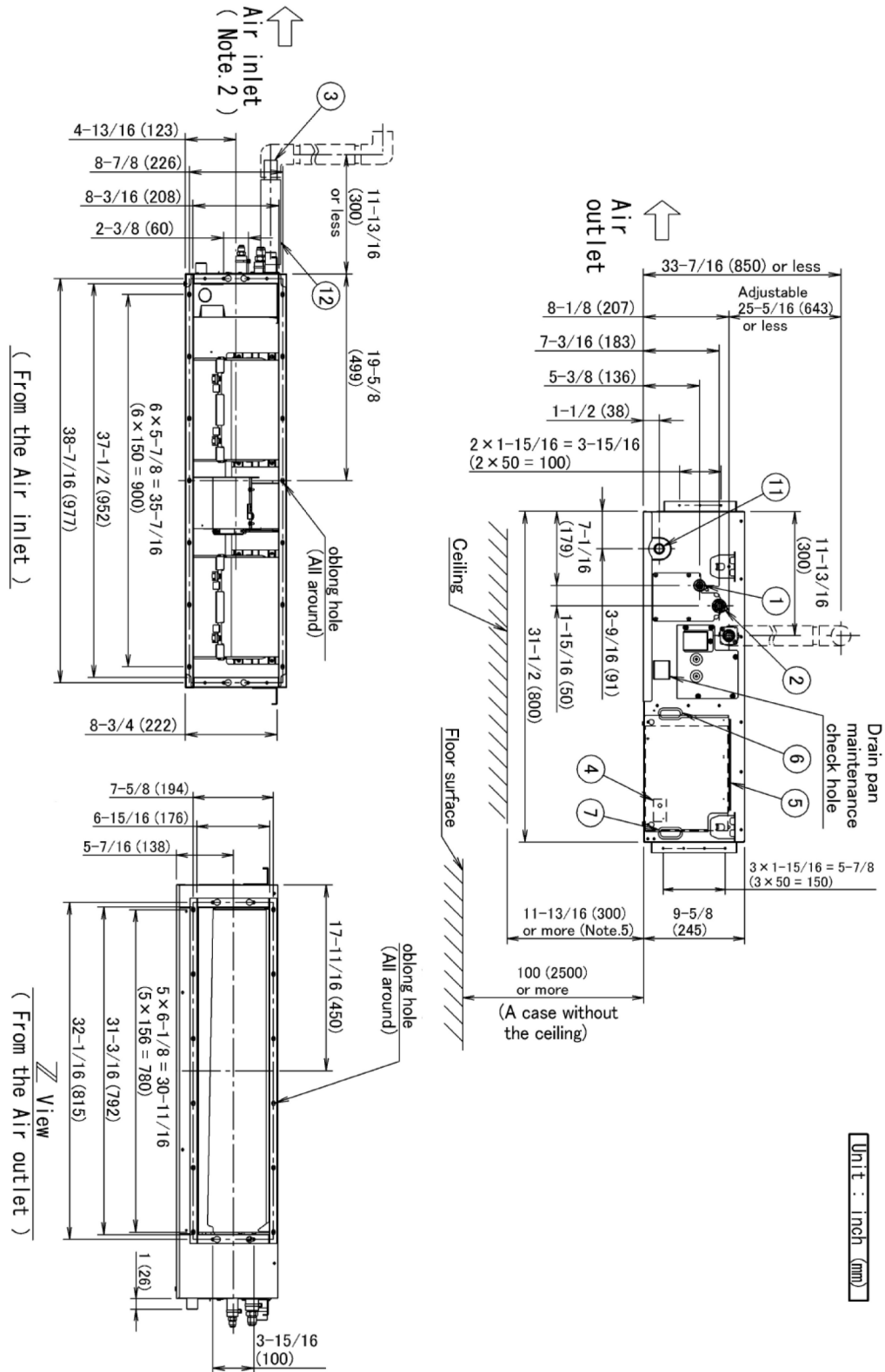
Piping

Liquid (in)	1/4
Gas (in)	5/8
Drain (in)	1
Max. Interunit Piping Length (ft)	98.5
Max. Interunit Height Difference (ft)	65.6
Chargeless (ft)	32.8
Additional Charge of Refrigerant (oz/ft)	.21

Daikin North America LLC 5151 San Felipe, Suite 500 Houston, TX 77056

(Daikin's products are subject to continuous improvements. Daikin reserves the right to modify product design, specifications and information in this data sheet without notice and without incurring any obligations)

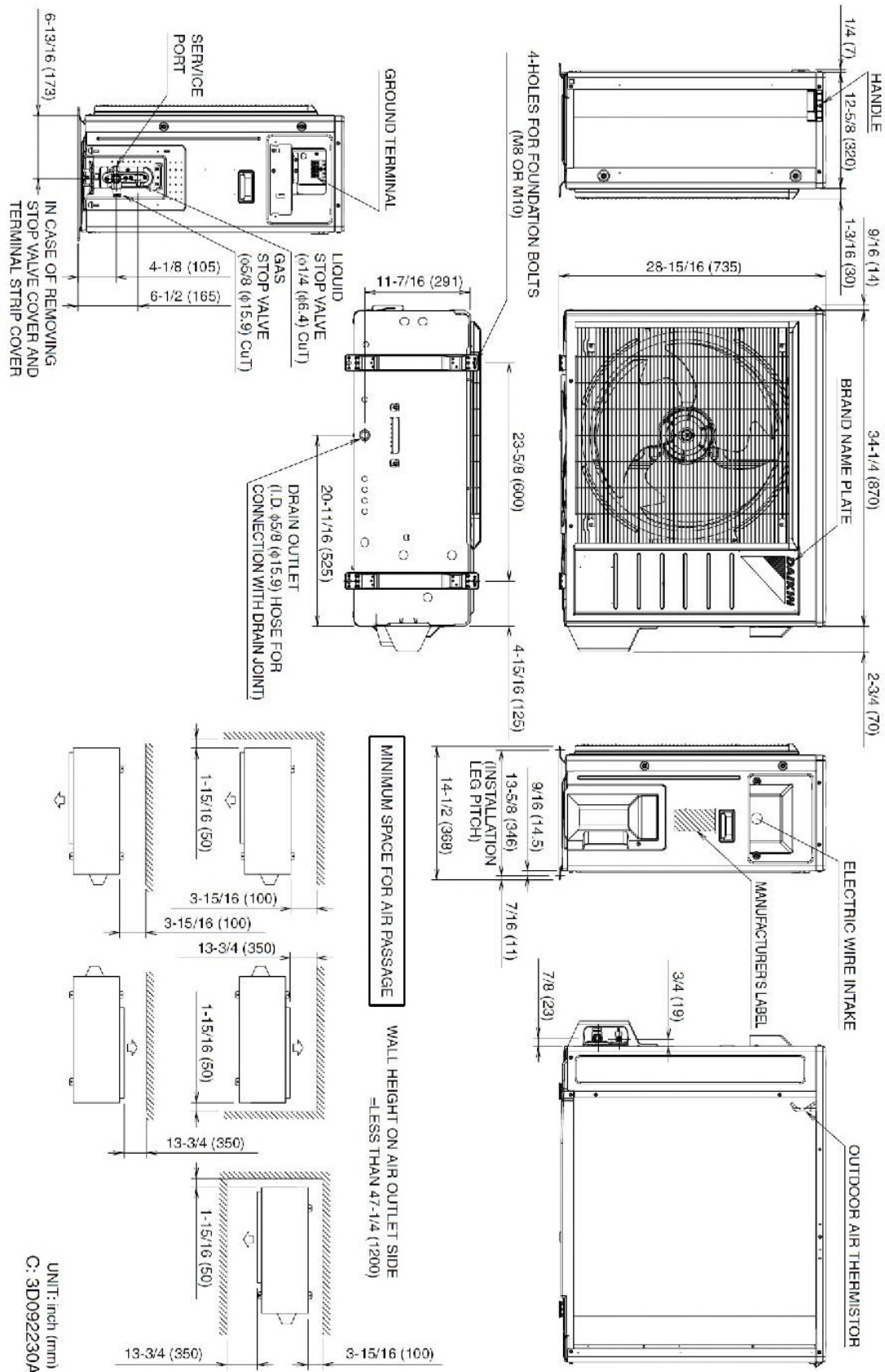
FDMQ24RVJU Dimensional Data



Daikin North America LLC 5151 San Felipe, Suite 500 Houston, TX 77056

(Daikin's products are subject to continuous improvements. Daikin reserves the right to modify product design, specifications and information in this data sheet without notice and without incurring any obligations)

RX24RMVJU Dimensional Data



Daikin North America LLC 5151 San Felipe, Suite 500 Houston, TX 77056

(Daikin's products are subject to continuous improvements. Daikin reserves the right to modify product design, specifications and information in this data sheet without notice and without incurring any obligations)

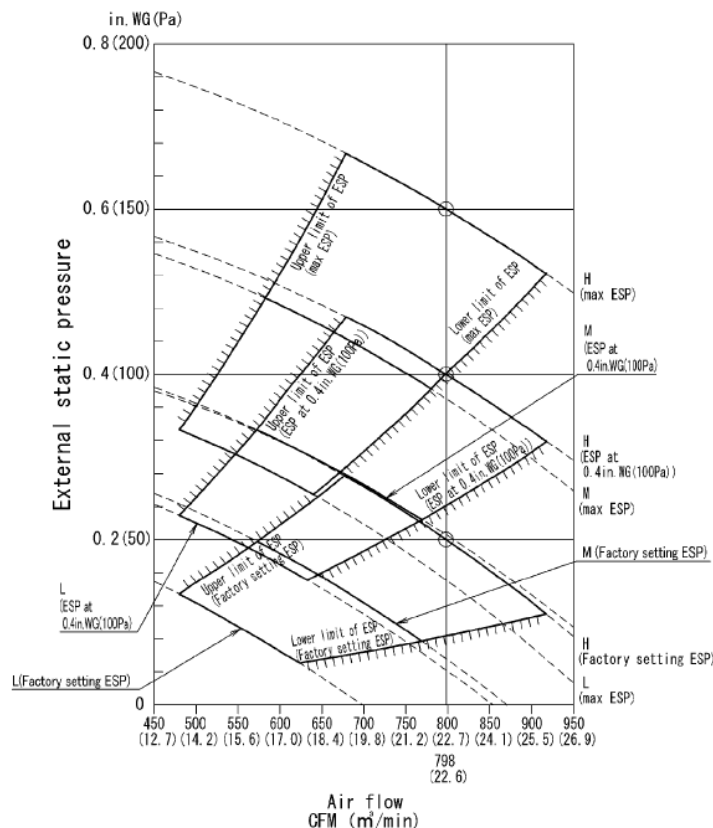
Optional Accessories



Indoor Unit – One Controller required		
Included	Part Number	Description
	BRC1E73	Wired Remote Controller
	BRC082A43	Wireless Remote Controller
	KRCS01-4B	Remote Sensor
	DACA-CP2-1	Maxi Orange Condensate Pump (up to 49 ft head)
	DACA-CP3-1	Mini Condensate Pump (up to 33 ft head)
	KRP1C74	Wiring Adapter
	KRP4A98	Mounting Plate

Outdoor Unit		
Included	Part Number	Description
	DACA-WB-1	Powder-Coated Wall-Mounted Bracket
	KEH063A4E	Drain Pan Heater
	KKP937A4	Drain Plug for OD Unit
	KPW063A4	Low Ambient Wind Baffle / Air Adjustment Grille (15/18 /24MBH)
	KKG063A42	Back Protection Wire Net (15/18/24MBH)

External Static Pressure / Airflow Chart



Daikin North America LLC 5151 San Felipe, Suite 500 Houston, TX 77056

(Daikin's products are subject to continuous improvements. Daikin reserves the right to modify product design, specifications and information in this data sheet without notice and without incurring any obligations)